
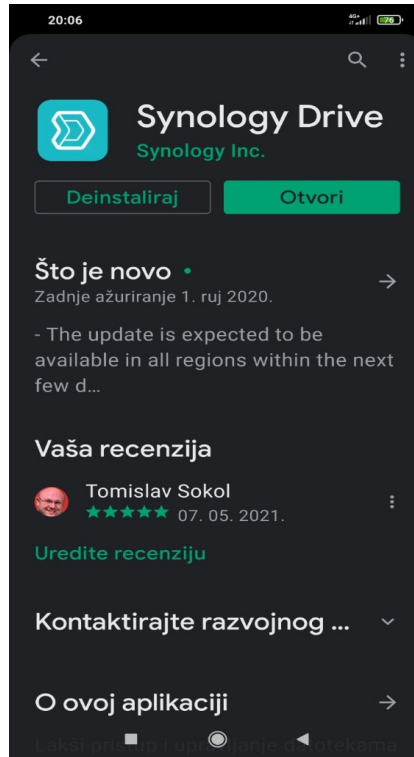


# Instalacija mobilnog klijenta za oblak Sokoli - Synology drive

# Na mobilnom uređaju otvorite trgovinu



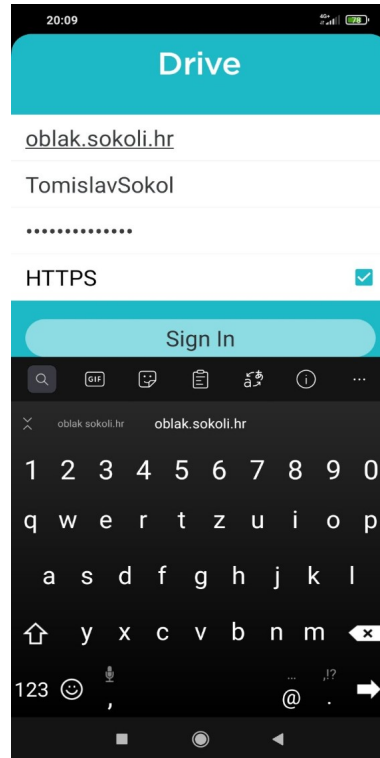
# Pronađite i instalirajte program Synology Drive



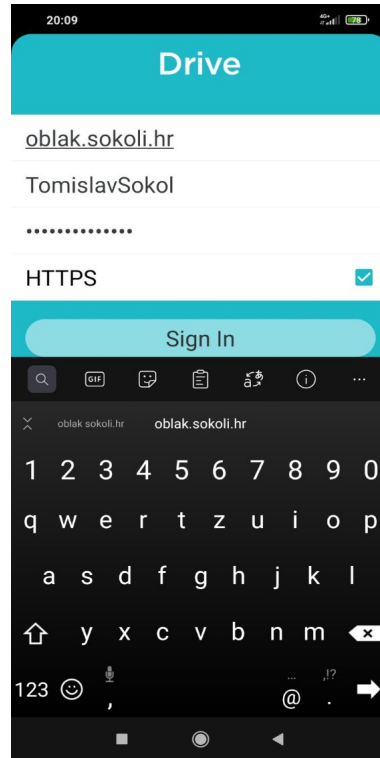
# Pokrenite program Synology Drive



# Unesite svoje pristupe podatke



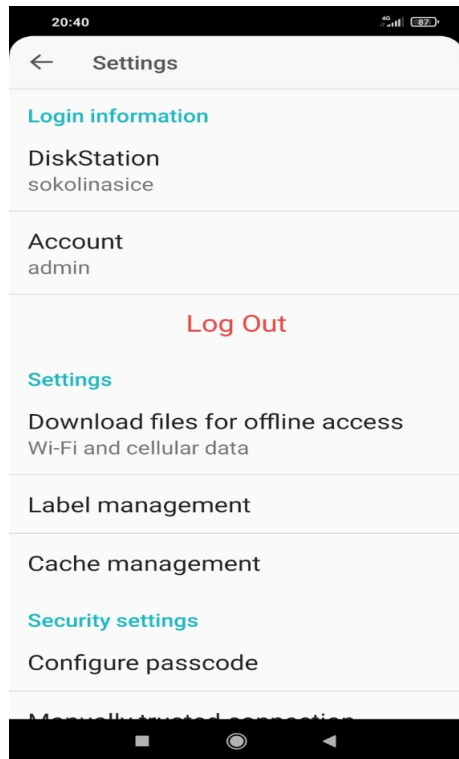
# Unesite svoje pristupe podatke



# Kada se prijavite, tu su Vaši podaci!



# Preporučamo da u izborniku pod Settings



Preporučamo da ako imate podatkovnu tarifu svakako stavite pod Settings - Settings – Download files for offline access – Wifi and cellular data – tako uvijek možete imati najsvježije podatke.



# Kraj

- Hvala na čitanju!